



HOLIDAY ENGAGEMENT 2024-25





**This Summer,
Let's Learn to Go Green With GD Goenka**



Dear Students!

As summer draws near, let's take a moment to marvel at something truly amazing:

Our Incredible Planet Earth.

It's not just a place we call home; it's a precious gift, bursting with life, wonder, and beauty. But like any gift, it needs our love and care to thrive.

You might have heard about climate change—it sounds kinda big and scary, right? But really, it's just about our actions affecting the delicate balance of nature.

Picture a world where the air is pure, rivers sparkle with life, and forests sway in a gentle breeze. That's the world we dream of—a place where all creatures, big and small, live together in harmony.

But to make this dream real, we all need to chip in. It's about the little things, like turning off lights, using less plastic, or planting seeds that'll grow into mighty trees.

Together, we've got the power to make a change. Let's dive into this adventure, hand in hand, with hearts full of hope. Because the future of our planet lies in our hands, guided by the love in our hearts.

So, my dear Green Goenkan Warriors, let's treat our Earth with kindness and care. Together, we can be the heroes our planet needs, protecting its beauty and securing its future.

Every little step we take makes a big difference!



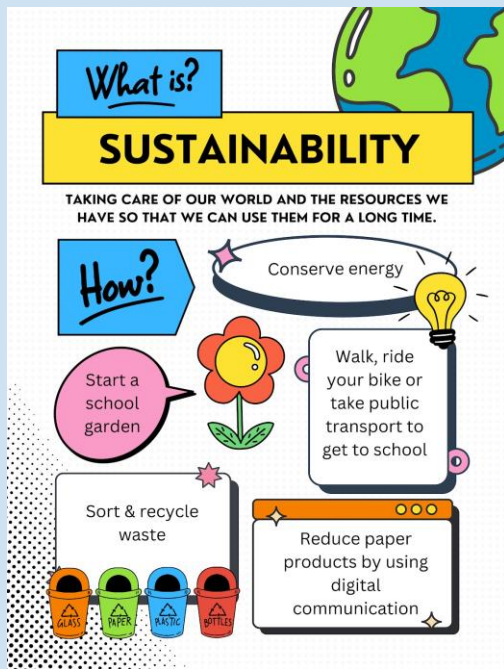
G D GOENKA PUBLIC SCHOOL , KANPUR

OLIDAY ENGAGEMENT 2024-25

CLASS-

V

ENGLISH




Go Green with G.D. Goenka ☐☐

This summer, learn to read like a true Green Goenkan. First things first, you will have to put on your researcher's cap and follow D.E.A.R.

What's D.E.A.R.?

It's the time of the year when you drop everything and read a book on the theme of this year- *Climate Change and Sustainability*.





Some Suggested Readings

- The Lorax by Dr Seuss
- The Giving Tree by Shel Silverstein
- Tiger Boy by Mitali Perkins
- The Last Bear by Hannah Gold

Once you've finished reading, write a book review.

II- Read "The Jungle Book" and test your memory by solving this interesting puzzle with the help of clues:



Across		Down
1.	was the sleepy brown bear who taught the wolf cubs and Mowgli the laws of the jungle.	1. is the black panther who taught Mowgli how to hunt.
3.	is the boy who joined the wolf pack.	2. A society of monkeys who are without any laws and are very mischievous.
4.	He was the leader of the Buffalo herd	6. The chief of the local elephants and keeper of the Jungle Law.
5.	is the leader of the wolves and head of the pack.	10. the python snake was feared throughout the jungle for his mesmerizing dance.
7.	is the golden jackal from the jungle who is Shere Khan's only companion.	
8.	the kite – a bird of prey, helped Mowgli escape from the Bandar-Log and told Bagheera and Baloo where they could find him.	
9.	is the mother wolf. She protected Mowgli and treated him as one of her cubs.	
11.	is the tiger who wanted to kill and eat Mowgli	

III- On a chart paper or a scrapbook, draw and colour or cut and paste pictures of at least 10 useful inventions or objects based on artificial intelligence. Give a brief description of any two of them.

II. Art and Language of Nature

Go on a nature walk to your nearby park, lawn, forest, or trail.

Make sure to carry your binoculars and magnifying glasses.

Record the names of all the species of plant and animal life you encounter on your walk.

Select one plant or animal from your list, illustrate it and write a short poem on it.


You can think of the points given below while writing your poem.

Name

Appearance

Actions or movements observed

Its surroundings



EVS

PART-I - We enjoy taking care of your children.

You must have noticed that they love coming to school. The next two months will be spent with their natural protector i.e. you, parents.

Therefore, we are giving you some tips so that this time proves useful and happy for them and for you all too.

- ☐- Eat meals with your children at least twice. Tell them about the importance of farmers and their hard work. And tell them not to waste their food.
- ☐- Let them wash their own plates after eating. Through such work, children will understand the value of hard work.
- ☐- Let them help you cook. Let them prepare vegetables or salad for them.
- ☐- Go to three neighbours. Learn more about them and grow closer.
- ☐- Go to grandparents' house and mingle with them. Their love and emotional support is very important for your children. Take pictures with them.
- ☐- Take them to your work place so that they can understand how hard you work for the family.
- ☐- Don't miss any local festival or local market.

☐- Motivate your children to sow seeds to create a kitchen garden. Knowing about trees and plants is also important for the development of your child.

☐- Tell children about your childhood and your family history.

☐- Let your children go out and play, let them get hurt, let them get dirty. It is good for them to fall occasionally and endure pain. A life of too comfort will make your children lazy.

☐- Let them keep any pet like dog, cat, bird or fish as the company of pets is as much important for the development of your child.

☐- Play them some folk songs.

☐- Bring some story books with colorful pictures for your children and read out stories to them and let read stories as well.

☐- Keep your children away from TV, mobile phones, computers and electronic gadgets. They have to spend his whole life around them.

☐- Avoid giving them chocolates, jellies, cream cakes, chips, aerated drinks and bakery products like puffs and fried foods like samosas, instead let them develop a taste for Indian cuisine.

Look into the eyes of your children and thank God for giving you such a wonderful gift. In the coming few years from now, they will be at new heights.

As a parent, it is important that you give your time to your children.

Every word written in this assignment tells us that when we were young, all these things were a part of our lifestyle with which we grew up, but today our children are away from all these things, due to which we ourselves are.

As you do all these 10 activities with children click pictures and make a scrapbook out of it.

Decorate the scrapbook and bring it to the school.



PART II-

Times of emergency - Make a report of 3-4 pages on any one natural disaster that had occurred in the world in the last 5 years. Paste pictures to make it presentable. Submit it in a well-labelled folder.

OR

Celebrating diversity - Choose any four states of India. Make a project (7-8 pages) presenting their culture , clothes , food , dance and languages. Submit it in a well-labelled folder.

MATHS

1.No matter what the weather condition always carry your sunshine Understanding the difference between weather and climate by recording the weather from 1st June to 21st June 2024.

Represent the data in a tabular form and represent it using weather icons.



Frame few questions on the basis of the data collected. Use your thinking caps and be creative.

Marks will be given for creativity and presentation of work in this project.

“ WE ARE THE FIRST GENERATION TO FEEL THE IMPACT OF CLIMATE CHANGE AND THE LAST GENERATION THAT CAN DO SOMETHING ABOUT IT. ”

– BARACK OBAMA

Sample

Read a weather forecast

Grade 3 Science Worksheet

Use the weather forecast to answer the questions.

<u>Mon</u>	<u>Tue</u>	<u>Wed</u>	<u>Thu</u>	<u>Fri</u>	<u>Sat</u>	<u>Sun</u>
						
sunny	sunny	partly cloudy	cloudy and windy	rainy and windy	partly cloudy	sunny
78	74	68	61	53	65	72

What will the temperature be on Monday? _____

Which day will be the coldest? _____

Which day will be the warmest? _____

What would you wear on Tuesday? _____

What would you wear on Saturday? _____

If you have an outing to the park planned for Saturday, do you think you will go? Why or why not? _____

2. Making a board game on sustainability.

Make a board game which you can carry and play in school. Points should be given for a good practices followed and deducted for each a good practice not followed. Marks will be allotted for the project.

Make the board game on a A 3 size sheet and get it laminated. Play with your neighbours and friends. Bring it to school to play with your friends.



3. Practice Maths daily. Learn tables 2 to 20.

4. Kindly take a printout of the following worksheets and solve them.



<https://drive.google.com/file/d/1RxNwCVIfSCK7FUuaXxDIVQx-OI4DLKAg/view?usp=sharing>

https://docs.google.com/document/d/1_EiAsB_P-5d6Hf5YR9R7Sm6uXa96lQhWh7bZVbSMl_g/edit?usp=sharing

HINDI

चलिए हम इस धरती को स्वर्ग बनाएं छोटा सा प्रयास करहम धरती का साथ निभाएं।

1. स्वयं प्रयास कर हम धरती को स्वर्ग बनाएं
- 1 जलवायु परिवर्तन से होने वाले नुकसान से निदान के लिए आप क्या करेंगे ?
- 2 जलवायु परिवर्तन से ' धरती की व्यथा ' पर आधारित दो कविताएं A4 शीट पर लिखिए ।
- 3 लेखन में सुधार हेतु पांच पन्ने सुलेख लिखिए ।
- 4 अवकाश के दिनों में नीचे दी गई किताबों को पढ़िए।



COMPUTER

Make a presentation on the topic: *Generations of computers*. Collect and insert pictures along with the information about these generations.

EXTRA MILE INITIATIVE |i2i| IDEAS TO IMPLEMENT

Join us this holiday season for our 'Extra Mile Initiative': *Going Beyond to Enhance Social Emotional Learning and Foster Financial Literacy!* Engage in fun and educational activities to empower our children with valuable money management skills and develop empathy. Let's make this holiday break not just about relaxation, but also about investing in our children's future, socially, emotionally, and financially.

ENHANCING SOCIAL-EMOTIONAL LEARNING THROUGH INTERGENERATIONAL CONNECTION

ACTIVITY I :- "LOVE YOUR NEIGHBOUR AS YOURSELF"

HIGH TEA Objective: Foster social and emotional skills, values, and interpersonal connections through an intergenerational high tea event with neighborhood grandparents.

Description:

Children will personally invite neighborhood grandparents for a special high tea event, focusing on building empathy, understanding different generations, and promoting community bonds.

Steps:

Personal Invitations: Children create heartfelt invitations for neighborhood grandparents, extending a warm invitation to the high tea event.

Event Planning: With adult guidance, children plan and organize the high tea event, selecting a date, preparing invitations, and arranging refreshments.

Hosting the High Tea: Children welcome their neighborhood grandparents with warmth and hospitality, making them feel special and appreciated. They engage in conversation, share stories, and spend quality time together.

Recording Memories: During the event, children interview neighborhood grandparents to learn about their childhood experiences as students. They record these memories and seek advice for their educational journey.

Understanding Values: Through meaningful dialogue, children explore the values and life lessons of their neighborhood grandparents, gaining insights into different perspectives and traditions.

Fun-Loving Activities: Children organize enjoyable activities such as storytelling, games, or crafts to create memorable moments and foster laughter and connection.

Capturing Memories: Throughout the event, children capture memorable moments through photographs or drawings, preserving the joy and connection shared with neighborhood grandparents.

Learning Outcomes:

Development of social and emotional skills, including empathy, communication, and respect.

Enhancement of values and understanding of different generations' perspectives.

Strengthening of community bonds and a sense of belonging.

Creation of cherished memories and meaningful intergenerational connections.

Through the "Love Your Neighbor as Yourself" high tea event, children will develop important social and emotional competencies while building lasting relationships and fostering a sense of community within their neighborhood.

ACTIVITY II :.ACTS OF SERVICE

Random Acts of Kindness: Encourage children to perform random acts of kindness throughout the holiday break, such as writing a thank-you note, helping a neighbor, or complimenting a friend.

This fosters compassion and empathy towards others.

ACTIVITY III : ART THERAPY

Engage in art activities together, such as painting, drawing, or collage-making. Art can be a therapeutic way for children to express their emotions and process their feelings.

ACTIVITY IV: NATURE WALKS

Take walks together in nature and encourage children to observe their surroundings mindfully. This promotes appreciation for the natural world and can be calming and grounding for both children and parents.

FINANCIAL LITERACY

ACTIVITY I :- SMART SHOPPER CHALLENGE

Objective: Teach children about budgeting, comparison shopping, and making informed purchasing decisions through a hands-on grocery shopping experience.

Description:

Children will accompany adults on a trip to a departmental store, where they will learn practical money management skills by actively participating in the shopping process.

Steps:

Preparation: Before the shopping trip, discuss the concept of budgeting with children. Explain that they will have a set amount of money to spend on groceries and encourage them to think about their priorities and needs.

Budget Allocation: Provide each child with a predetermined budget for the shopping trip. This can be a set amount of money or a specific list of items they are responsible for purchasing.

Shopping List: Give children a list of grocery items to purchase, including essentials such as fruits, vegetables, and snacks. Encourage them to prioritize items based on their budget and family needs.



Comparison Shopping: As children navigate the aisles, encourage them to compare prices and look for discounts or special offers. Teach them how to calculate unit prices to determine the best value for their money.

Coupon Clipping: Introduce children to the concept of coupons and how they can help save money on purchases. Encourage them to search for coupons in-store or bring any they may have collected from newspapers or online sources.

Making Decisions: As children select items to purchase, guide them in making thoughtful decisions based on budget constraints, quality, and quantity. Encourage them to consider factors such as nutritional value and family preferences.

Checkout Experience: Accompany children to the checkout counter and help them tally their purchases. Review the total cost and compare it to their budget, discussing any adjustments that may be needed.

Reflection: After completing the shopping trip, gather children to reflect on their experience. Discuss what they learned about budgeting, comparison shopping, and the value of money. Encourage them to share any challenges they faced and how they overcame them.

Learning Outcomes:

Practical understanding of budgeting and financial management concepts.

Development of critical thinking and decision-making skills.

Hands-on experience with real-world financial transactions.
Empowerment to make informed purchasing decisions in the future.

ACTIVITY II :- HOLIDAY SAVINGS AND GIVING

Encourage students to save a small amount of money over the holidays, either from their allowances or by completing small tasks at home, and record their savings in a journal and donate the money for some good purpose.

The "Holiday Savings and Giving Project" encourages students to save a small portion of their holiday allowance or earnings from completing tasks at home. By recording their savings in a journal, students not only learn the value of saving but also experience the joy of giving back. At the end of the holiday season, students donate their saved money to a meaningful cause, promoting empathy and generosity within the community. This project instills valuable life skills and fosters a sense of social responsibility among students, making their holiday season more meaningful and impactful.

